








ENGLISH EXAM


SPEAKING



Name: _____ Surname: _____ N ^{ber} : _____ Grade/Class: _____	
Assessment: _____	Date: _____
 <input type="checkbox"/>  <input type="checkbox"/>  <input type="checkbox"/>  <input type="checkbox"/>  <input type="checkbox"/>	Teacher's signature: _____ Parent's signature: _____

Look at the picture.

Answer the questions.





ENGLISH EXAM

SPEAKING

TEACHER'S QUESTIONS:

- 1) Point to the board / chair / book.
- 2) What's this? → desk; → schoolbag; → pencil
- 3) Who's this? → teacher; → student
- 4) What is the day of the week?
- 5) What colour is this schoolbag? / the ruler? / What colour are the desks? / the books?
- 6) Where is the rubber? / the pencil sharpener? / the ruler? / the blue schoolbag?
- 7) How many students are there? / How many notebooks are there?



ENGLISH EXAM

SPEAKING

ANSWER KEY

- 1) The student points to the objects: board, chair, desk.
- 2) The student identifies the object: desk, schoolbag, pencil.
- 3) The student identifies the teacher and one student.
- 4) It's Monday.
- 5) The school bag is blue / green.
The ruler is yellow.
The desks are brown.
The books are red.
- 6) The rubber is on the desk.
The pencil sharpener is under the desk.
The ruler is in the school bag.
The blue school bag is near the desk.
- 7) There are two students.
There are three notebooks.